


Pracovný list č.12

2. Noty

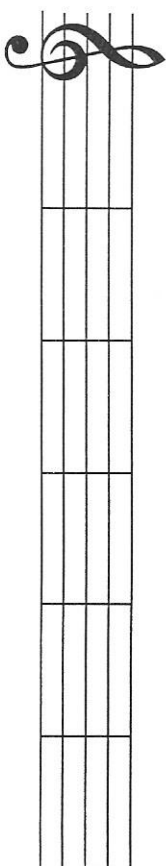
Doplň názvy nôh.



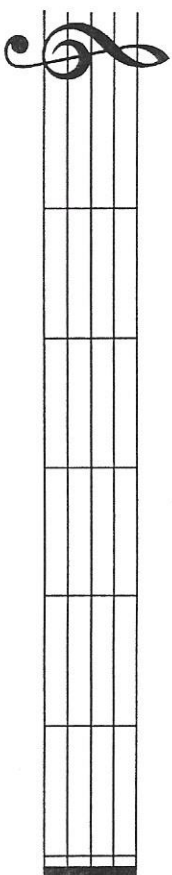
Meno: _____

1. Noty

Napiš polové noty. Pozor na správny zápis nožičiek.

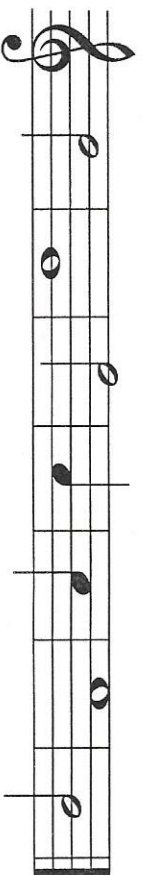
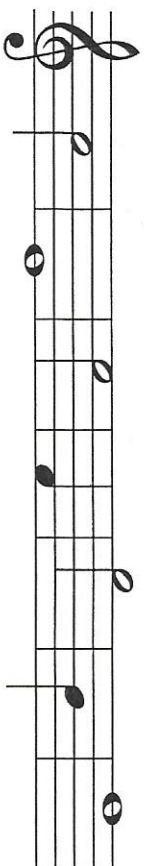


c¹ d¹ e¹ f¹ g¹ a¹

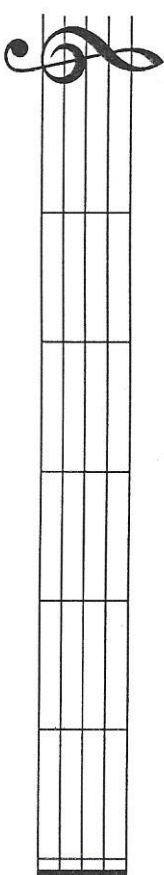


h¹ c² d² e² f² g²

Prečítaj noty.



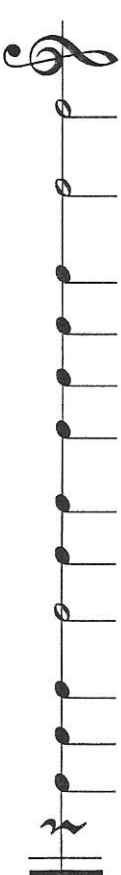
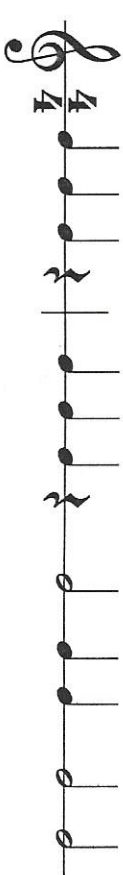
Napiš noty.



d¹ a¹ g² f² c² e²
celá polová celá štvrtová celá polová

3. Takt štvorštvrtový

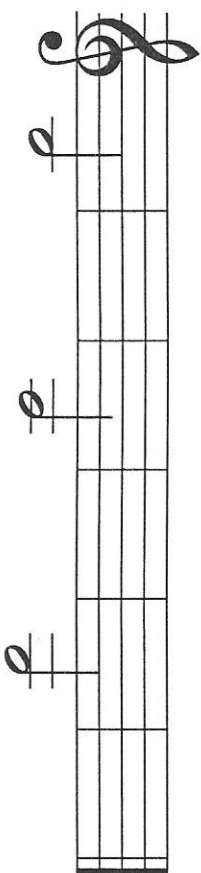
Doplň chýbajúce taktové čiary.



Pracovný list č.13

2. Noty

Opiš noty: malé h, malé a, malé g.

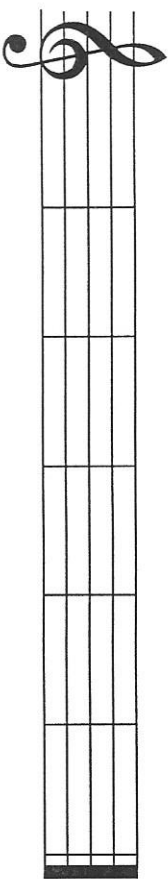


malé h malé h malé a malé a malé g malé g

Meno: _____

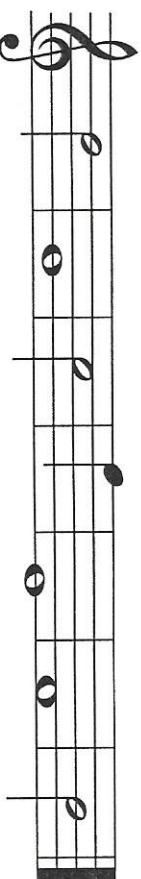
1. Noty

Napiš celé noty.




g¹ d² f¹ c² a¹ e²

Zakružkuj noty, ktoré sú správne.




d² g¹ c¹ f² d¹ f¹ a¹
polová celá celá štvrtová celá celá polová

Precítaj noty.



Doplň stupnicu C dur. Noty zapisuj ďalej od seba.



3. Stupnica C dur

4. Dopln' takt

Doplň označenie taktu $\frac{2}{4}$ $\frac{3}{4}$ alebo $\frac{4}{4}$ a cvičenie vytlieskaj.

